



Black Jack Saddle Club

HANDBOOK

Albert De La Garza | President | January 1, 2022

JOB POSITIONS

- **REGISTRATION TABLE:** Responsible for checking in each rider and horse, answering questions, and organizing the registration table. The president will be responsible for the office equipment at each show.
- **ENTRY COORDINATOR:** Responsible for entering each horse and rider into the Announcer Sheet and Judge's Sheet for each class.
- **RING STEWARD:** Responsible for assisting the judge during the show and its events and collecting scores to be passed to the Announcer and Points Keeper.
- **GATE KEEPER:** Responsible for opening and closing the gate for each event. The Gate Keeper must be 18 years or older during the Speed events.
- **RIBBONS KEEPER:** Responsible for handing out show ribbons to each recipient at the end of each event. Unclaimed or returned ribbons will be re-stocked for re-use at future shows.
- **TRAIL AND SPEED EQUIPMENT:** Responsible for set up and removal of trail and speed equipment during each show.
- **JUDGE:** The president will be responsible for the hiring of a judge(s) for each show. A lunch and beverages will be provided for the judge(s) at each show paid for by the club. The judge shall receive a copy of the handbook prior to the show they will be judging.
- **SHOW DIRECTORS:** Show Directors will consist of the Officer Team and/or Members of the club. The Show Directors will take turns being responsible for hosting the scheduled shows and the guidance of volunteers during shows. There will be at least two Show Directors for each show.

SHOW ENTRY

- Each rider will be responsible for completing an entry form identifying the selected classes in which they wish to participate. Questions about how to fill out and submit an entry form can be sent to the current Points Keeper at stacy.nicholas@yahoo.com
- Registration forms can be found on **FACEBOOK** under the discussions tab or www.blackjacksaddleclub.com. Completed entry forms can be submitted early to the Points Keeper.
- **Payment of Classes:**
 - Cash or Checks are accepted
 - Open tabs will be allowed by leaving a signed check made out to BJSC at the registration table prior to the start of the show.
- **Performance:**

- no refunds will be given for dropped class(es) or inability to finish the show, however; class substitution(s) will be allowed no less 2 class out from the substitution.
- **Speed:**
 - if a rider has entered speed events along with performance events, they are free to withdraw entry from speed events with a full refund on those events only.
- Entries for a class will be considered closed 2 (two) classes prior to each class offered. NO EXCEPTIONS. Halter classes will close 15 (fifteen) minutes prior to the start of the show.

REGISTRATION

- **FEES:**
 - **OFFICE FEE(S):** Office fee(s) are waived for early registrations. If a rider registers the day of the show, club members are charged a \$3 office fee, non-members are charged a \$5 office fee.
 - **CLASS FEE(S):** For club members, riders will be charged \$5 per class, non-members will be charged \$7 per class.
 - **ADDING CLASS(ES):** There will be an up-charge for anyone adding a class after the show has begun. Riders will be charged an additional \$2 to add a class, for club members each additional class will be \$7, for non-members each additional class will be \$9.
 - **SUBSTITUTING OR SWAPPING CLASSES:** If a rider would like to drop a class and enter a different class there will be no charge for this action. **This will not include a rider missing a class and wanting to enter a different class to make up for the class they missed.**
- **REGISTRATION FORM(S)**
 - Registration form(s) must be completed and sent to the Points Keeper no later than the posted date and time to be counted as early registration. Closing date and time for early registration will be posted to the Black Jack Saddle Club Facebook page no later than 1 week prior to the show, however; registration forms submitted earlier will be accepted. Early registrations form(s) can be submitted to the current Points Keeper at stacy.nicholas5@yahoo.com.
 - If a rider is registering more than one horse(s) they are required to submit a separate entry for each additional horse.

SHOW GROUND RULES

ALL CLUB MEMBERS ARE EXPECTED TO ABIDE BY THE RULES THAT GOVERN THE LOCATION OF EACH AND EVERY SHOW. Some general rules apply in most places.

- Close and fasten gates when entering or exiting the arena.
- No alcoholic beverages or abusive language.
- BJSC is not responsible for accidents or lost equipment.
- No abuse of horses
 - Abuse is defined as excessive physical force when riding/handling a horse, such as the excessive use of a bat, crop, or whip. Abusive language directed at the horse will also not be tolerated.
- No cursing or foul language is to be used on the grounds/location of any club event or meeting. The president and judge have the final say on all abuse situations.
- Use of stimulants, depressants or tranquilizing drugs are prohibited.
- Animals must be tied in a safe and secure manner for the safety of the animal and participants.
- No stallions will be allowed.
- Animals must be kept under control.
 - If an animal's behavior becomes a problem the owner/handler will be asked to leave the show.
- The president, officers, or judge reserve the right to ask owners/handlers to leave the arena or area if they violate any bylaws or if there is a safety issue.
- Dogs must always be on a leash.
- **BE CONSIDERATE** and clean up your mess(es).
- All contestants should read the rules carefully, to understand expectation of their events.
- Understanding the rules is the sole responsibility of the exhibitor. If rules are not understood, questions should be asked in advance of your class.
- All horses should be sound for the show
- Contestants must be on hand to answer the call of the gate keeper and must comply with all other rules of the BJSC and the show management.
- All contestants shall gather outside the entrance prior to their class ready to enter the arena for their event.
- Failure of the contestant to enter the arena after three (3) calls will be **DISQUALIFIED**
- **If a tack change is required notify the gate keeper of your delay**

RAIN CANCELLATION(S)

The president (or designated substitute) will make the final decision to cancel a show due to bad weather. If there is a cancellation, the president is responsible for contacting the arena and the judge(s) to inform them of the cancellation. Cancellation notices shall be posted on the club Facebook page and/or website. All members should call the president or one of the officers before you haul if there is a question of cancellation. Participants are encouraged to check the club Facebook page or website for cancellation notices prior to calling.

RIDING RULES

- Riders must ride in their own age group unless classes are combined by the president, officers, or judge. Age of rider is determined as of January 1st of the current year. A rider must compete in that age group for the entire show year even if the rider has a birthday during the calendar year. (January – December). If the class is combined, points will be kept separate for the class(s).
- All riders entering the arena, whether it be a Performance class or a Speed event, will enter at a walk. Those competing in Speed events **WILL NOT** start their run until the gate is closed. The gate **WILL NOT** be re-opened until the horse has come to a complete stop.
- Boots are a must for all classes/events. **ALL FOOT APPAREL MUST HAVE A HEEL!** Hats are optional for speed events, however; helmets may be substituted for hats in all classes/events.
- **Any rider/horse combo that rides in a walk/trot class is also permitted to ride in a canter/lope class.**
- In case of timer failure(s), one re-ride will be permitted.
- **Parents are encouraged to aid their children, however; the degree of assistance will affect the judge's placing.**
- **Riders may share horses, provided they are not in a group judged class, such as Western Pleasure.**
- After a class has been judged riders are permitted to reward their horse, by touch, while in the arena. No abusive actions will be tolerated. Abuse refers to the club's definition of abuse.
- If any questions arise, the judge and/or president (and any present officer's) consensus will be the final say.
- Canter/lope for 12 and under classes will be at the judge's discretion.
- Patterns will be posted prior to the start of the show.
- A **RULES COMMITTEE** will be present at each show. The committee will consist of the President of the club (or appointed person if President is not present at the show), the Judge, and one other officer. The Rules Committee will interpret the

rules at a show as need arises. If a dismissal is required/requested it will be at the discretion of the Judge, however the Judge may relay that request through the Ring Steward.

WESTERN TACK AND ATTIRE

- **Helmets are strongly suggested and permitted, especially for riders 12 and under.**
- The clothing, tack, and horse must be clean, workman like, and neat.
 - Tapaderos, spurs, and chaps are optional.
 - Riders shall wear western hats or approved helmet, footwear, and attire. Shirts must be a collared long, short, or capped sleeve western shirt with buttons, snaps, or a zipper. In extreme heat a button down collared sleeveless shirt will be allowed.
 - Reins: All competitors, depending on age of horse, are required to ride in either split reins or romal reins
 - Horses 5 (five) and under
 - May be ridden in either a single rein or spit reins 2 (two) handed if a non-shanked snaffle bit is used (O-Ring, D-Snaffle, Egg Butt).
 - A braided rawhide or leather bosal may be used with a minimum of a 2 (two) finger space between the bosal and nose. Absolutely no metal under the jaw or on the noseband of a bosal is permitted.
 - Horses 6 (six) and older
 - May be ridden in either a shanked snaffle (tom thumb) or any other curbed bid.
 - In all horsemanship, pleasure, and reining classes; no gag bits, mechanical hackamores, tie downs, running martingales, draw reins, choke ropes, or wire around a horse's neck will be permitted.

ENGLISH TACK AND ATTIRE

- **English Attire**
 - Breeches and hunt boots or jodhpurs and jodhpur boots.
 - English blouse, rat catcher, or a short-sleeved polo shirt must be worn.
 - Tie, stock, choker or turtleneck is required.
 - A helmet or English hat is required.
 - English jackets are optional at judges discretion.
- **English Tack**

- English snaffle (no shanks), Pelham (with two reins), Kimberwick, and/or full bridle. All bridles with a cavesson noseband and plain leather brow bands must be worn.
- Saddles must be black and/or brown in color and of the hunting or forward seat type.
- Saddle pads are to be of the classic style and composition.
- English breast plate and braiding of the mane and tail are optional.

PERFORMANCE CLASS/SHOW RULES

- **Exhibitor Number(s):**
 - Each rider/horse combination will need a separate number. **Displaying an incorrect number or no number may result in disqualification from the class. It is the exhibitor's responsibility to ensure their number is clearly displayed e.i. no hair hanging over it. It is also the exhibitor's responsibility to be sure their number does not flip while riding, by securing it properly.**
- **Halter Class(es):**
 - Horses will be judged on confirmation and suitability of animals per breed.
- **Showmanship:**
 - Exhibitor(s) may enter/handle more than one horse in this event.
 - Exhibitor(s) may show in either English or Western attire.
 - The equipment by the exhibitor must be appropriate for the style and breed of horse being shown.
 - When showing in English; an English type halter or bridle may be used.
 - The class is judged 60% on showing the horse, 30% on appearance of the horse, and 10% on the exhibitor's appearance and equipment.
- **Pleasure Classes:**
 - There are 2 (two) types of pleasure classes; the standard class includes all three gaits, the walk/trot pleasure classes do not include a canter/lope.
 - All standard Pleasure classes will be performed on the rail at all three gaits.
 - All Walk/Trot Pleasure classes will be performed on the rail at the Walk and/or Trot.
 - Backing of the horse is at the discretion of the judge.
 - Horses are to be reversed to the inside (away from the rail).
 - Horses may be required to reverse at the walk or trot but shall not be asked to reverse at the canter/lope. When the reverse is called for, the rider will reverse at whatever gait he/she is in at the time unless a stop is called for.

- There are no breed restrictions, it is up to the rider and the natural movement of the horse.
 - Horses should be serviceably sound with emphasis on free movement and manner.
- **English Classes:**
 - Horses are to be shown at a rhythmical, flat-footed, working walk; a long, low, ground covering trot, and a smooth, free flowing, relaxed canter. Horses should back easily and stand quietly. Judge(s) may ask for an extended trot and/or a hand gallop (a definite lengthening of the stride with a noticeable difference speed). Over collected, four-beat canter, and excessive speed is to be penalized. Horses which move in an artificial frame and are over flexed and behind the bit should also be penalized. Horses should be serviceably sound with emphasis on free movement and manner.
- **Horsemanship:**

A rider may enter/ride more than one horse in these classes.
The judge will ask each rider to perform a pattern that will determine the horsemanship ability of the rider. The pattern will only include the following maneuvers:

 - Straight walk, trot, and lope
 - Circle in both directions
 - Stop
 - Back straight
 - 360 degree turn or spin
 - Pivot both ways
 - Turns of 90, 180, or 270 degrees
 - Lope circles of varying size and speed
 - Roll backs
 - Picking up leads from standing still, walking, or trotting
 - Lead changes

Selected riders may be asked to work on the rail at a walk, jog, or lope. Rider is judged on ability to keep horse in designated gait and proper leads and handling and control of the horse. Rider(s) will be judged on his/her basic position in the saddle, hand position, leg position, seat position, and back position. Class is judged 70% on horsemanship and 30% on conformation and suitability of the horse to the rider.
- **Lead Line:**
 - Rider is to be between the ages of 2 (two) years old and 7 (seven) years old.
- **Trail:**

- Each rider will perform the pattern as posted. Class is open to English and Western riders in respective tack and attire. This will be judged on the performance of the horse over obstacles, with emphasis on manners, response to the rider, and quality of movement. Credit will be given to horses negotiating the obstacles with style and some degree of speed, as long as correctness is not sacrificed. Horses should receive credit for showing attentiveness to the obstacles and the capability of picking their own way through the course when obstacles warrant it, and willingly responding to the rider's cues on more difficult obstacles. Horses shall be penalized for any unnecessary delay while approaching or negotiating the obstacles.
- **Reining:**
 - Each rider will perform the required pattern individually. Horse shall rein and handle easily, fluently, effortlessly, and with reasonable speed throughout the pattern. Horses can wear leg protection in this class.
 - Only patterns from the Kansas 4-H Horse Show Rule book will be used.
- **Ranch Riding:**
 - The purpose of this class is to reflect versatility, attitude, and movement of a working horse at a forward working speed while under control of the rider. Rider is to use light contact. Horse is not to be shown in full drape of reins. Primary consideration by judge is to the horse's responsiveness and quality of movement.
 - This is a patterned class with each horse working individually.
 - Gait is to be free flowing and ground covering with emphasis in forward movement, transitions performed, where designated, with smoothness and responsiveness.
 - Working horse may be shown trimmed or natural, however tail extensions are prohibited.
 - Contestants will not be penalized for having silver on tack.
 - Penalties will be applied for; gait being too slow, over bridled, being out of frame, break of gait for 2 strides or more, break of pattern, lack of change of speed within gait, and draped reins.
 - 6 possible patterns will be pulled from the Kansas 4-H Horse Show Rule Book

SPEED EVENT CLASS/SHOW RULES

- See Appendices for all images of patterns

- **HELMETS ARE STRONGLY SUGGESTED AND PERMITTED, ESPECIALLY FOR RIDERS 12 AND UNDER.**
- **Exhibitor Number(s):**
 - Are required at show managements discretion. If required there must be a separate number for each horse/rider combination. If a number is required failure to properly display number will result in a disqualification
- **Attire:**
 - Western wear allowed, as well as t-shirts/short sleeves, jeans, and boots.
 - **NO TANK TOPS, MUSCLE SHIRTS, OR TUBE TOPS ALLOWED**
- **Pole Bending:**
 - **Setup:**
 - 6 poles will be lined up down the center of the arena.
 - Poles will be placed 21 feet apart
 - Poles will create as straight of a line as possible
 - **Directions: (see pattern)**
 - Horse and rider are to race down the arena and round the last pole
 - Horse and rider are to weave through the poles down and back.
 - **Penalties:**
 - 5 seconds for each pole knocked down
 - **Disqualifications:**
 - More than 3 poles knocked over
 - Broken pattern
 - Crossing the timer line before pattern is complete
- **Spur Race:**
 - **Setup:**
 - Two (2) 36-inch traffic pylons (cones) are set up on both sides of the arena ten (10) feet apart
 - Cones are set 20 feet from the timer line
 - 60 feet between each set of cones
 - One (1) pole is place 95 feet from the center of the inside cone of each set.
 - **Directions:**
 - Rider can choose either side to start on
 - If starting on the left, rider will turn the pole going counterclockwise.
 - If starting on the right, rider will turn the pole going clockwise.
 - Time begins and ends when crossing the timer liner.
 - **Penalties:**

- 5 second penalty for knocking over the pole
 - **Disqualifications:**
 - Steadying pole or cone with free hand or arm
 - Broken pattern
 - Failure to complete race
 - Horse must go around pole
 - Circling the cones
 - Crossing the timer line before pattern is complete
- **Cloverleaf Barrels:**
 - **Setup:** The show staff will set up the barrel pattern (Appendix A.1.) to the best of their ability.
 - All barrels will be at least 10 feet off all walls.
 - Distances:
 - 25 yards from the timer line and the first barrel.
 - 35 yards between the first and second barrel
 - 40 yards between the second and third barrel
 - **Directions:**
 - Race must be run with either 2 right turns or 2 left turns.
 - Rider and horse can perform the pattern (Appendix) starting with either the right or left barrel
 - Time begins and ends when crossing the timer line
 - **Penalties:**
 - 1 barrel down: 5 seconds
 - 2 barrels down: 10 seconds
 - **Disqualifications:**
 - Broken pattern
 - All 3 barrels have been knocked down
 - Crossing the timer line before pattern is complete
- **Flag Race:**
 - **Setup:**
 - A 55-gallon barrel will be set up at the end of the arena. This barrel is to be a safe distance from all the sides of the arena. There will be a bucket on top of the barrel filled with sand. There will be one flag sticking up in the center of the bucket.
 - **Directions:**
 - Rider and horse will ride around the back of the barrel and grab the flag
 - Rider can turn to either the left or the right
 - Time begins and ends when crossing the timer line
 - **Penalties:**

- A 5 second penalty is placed on any rider who knocks over the bucket holding the flag.
- **Disqualifications:**
 - Broken pattern
 - Knocking over the barrel
 - Does not carry the flag across the timer line
 - Uses the flag as a bat/whip
 - Dismounts to pick up flag
 - Circles the barrel in a different direction then pattern was started in. (i.e. If rider turns the barrel to the right and misses the flag, they go back to get it but circles the barrel to the left)

Crossing the timer line before pattern is complete

APPENDIX

A.1. BARRELS PATTERN

A.2. FLAG RACE PATTERN

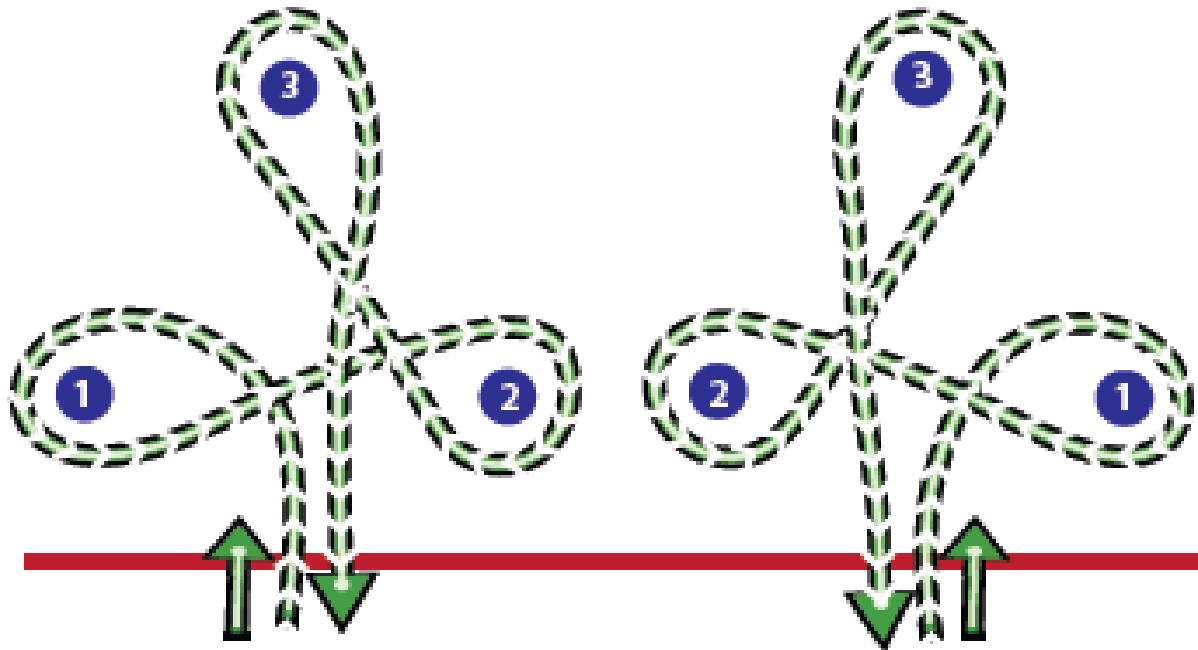
A.3. POLE BENDING PATTERN

A.4. SPUR RACE PATTERN

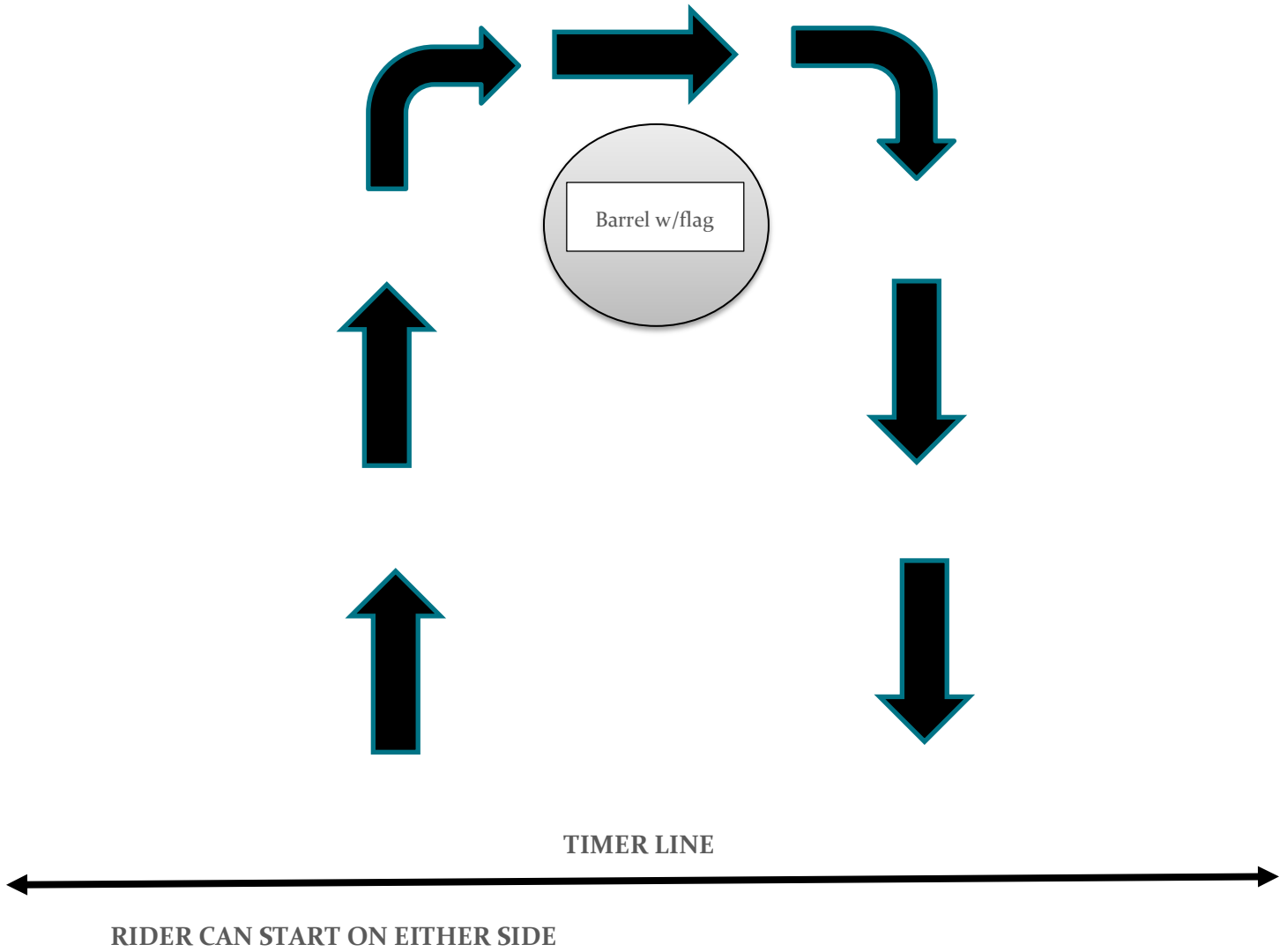
A.1. BARRELS (CLOVERLEAF) PATTERN

Left Barrel Start

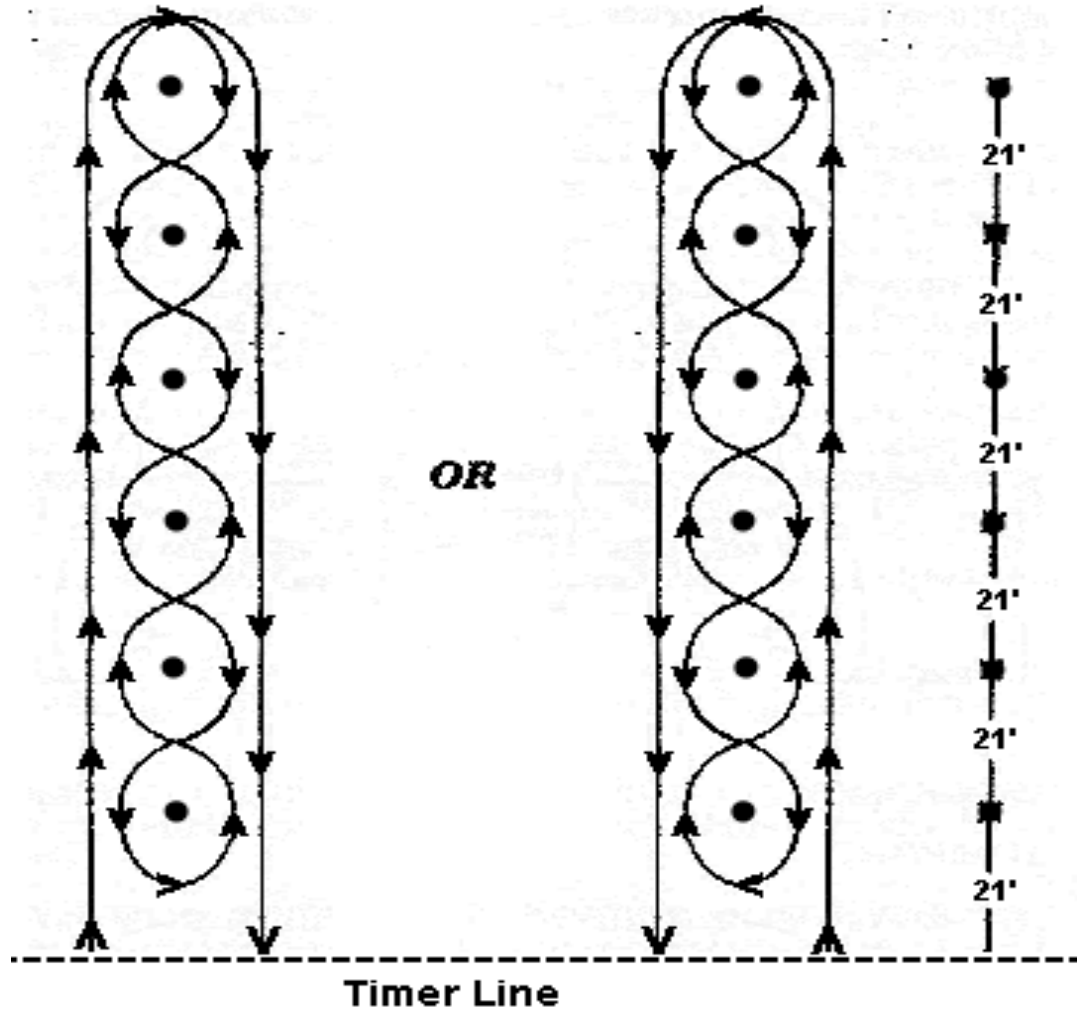
Right Barrel Start



A.2.: FLAG RACE



A.3.: POLE BENDING



A.4.: SPUR RACE

